





















A typical security summary for one of the many websites monitored by Managed Web Services during the period 1st September 2015 to 1st October 2015. This report shows the top ten unsuccessful attempts to hack the website during that period, by ip address and country of the hacker.

Top 10 IP's Blocked

| IP | Country | Block Count |
|-----------------|--|-------------|
| 213.226.201.206 |  CZ | 5 |
| 68.132.109.70 |  US | 5 |
| 81.83.0.181 |  BE | 4 |
| 79.134.140.252 |  JO | 4 |
| 80.82.64.98 |  NL | 4 |
| 176.73.220.85 |  GE | 4 |
| 89.121.241.142 |  RO | 4 |
| 176.31.121.196 |  FR | 4 |
| 149.91.89.170 |  FR | 4 |
| 197.89.35.182 |  ZA | 3 |

Top 10 Countries Blocked

| Country | Total IPs Blocked | Block Count |
|--|-------------------|-------------|
|  RO | 75 | 107 |
|  US | 67 | 87 |
|  FR | 42 | 72 |
|  IN | 54 | 65 |
|  NL | 39 | 54 |
|  DE | 33 | 52 |
|  PH | 37 | 45 |
|  RS | 34 | 45 |
|  IL | 27 | 37 |
|  UA | 26 | 37 |